

Name: _____

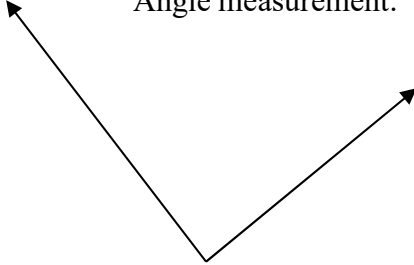
Date: _____

Angles Homework

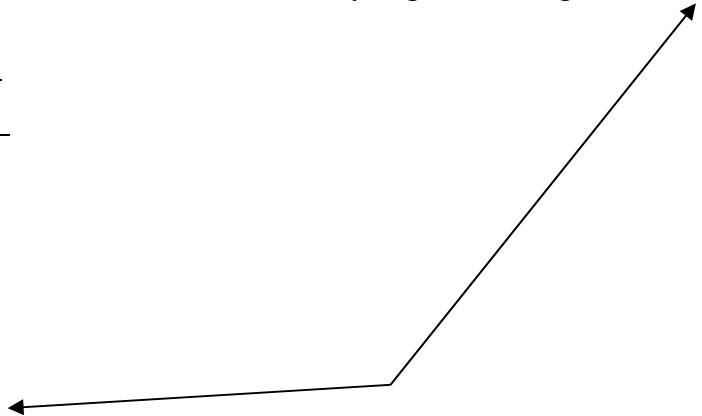
Directions: Identify if the angle is acute or obtuse. Then, determine how many degrees the angle measures.

1. Type of angle: _____

Angle measurement: _____

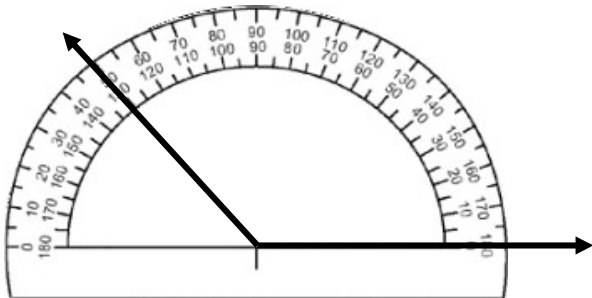
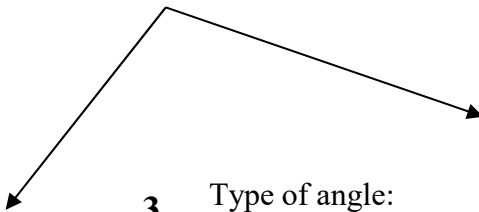


2. Type of angle: _____
Angle measurement: _____

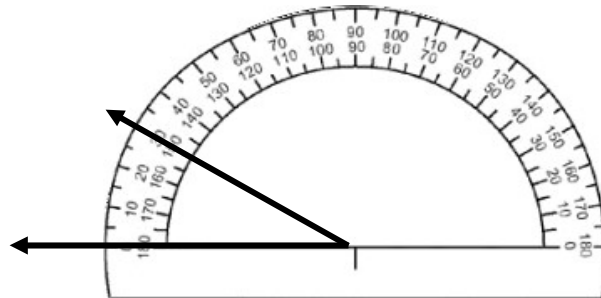


3. Type of angle: _____

Angle measurement: _____



4. Type of angle: _____
Angle measurement: _____



5. Type of angle: _____
Angle measurement: _____

On the back of this sheet:

- Look for and cut out pictures that contain an acute, right and obtuse angle from a newspaper, magazine or old book at home.
- Use a protractor to measure all the angles.
- Label the angles.